

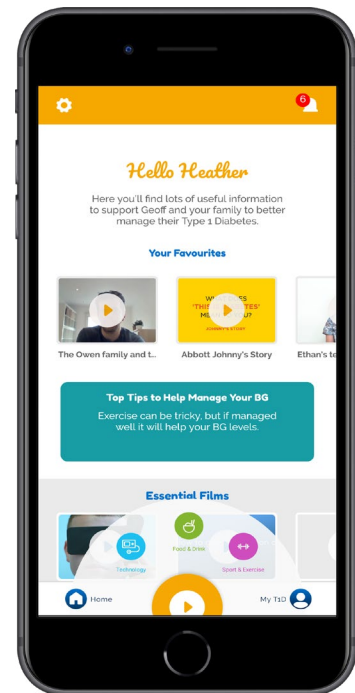
# Would you like DigiBete training?

Type 1 and Type 2 app is available

Contact the team to arrange training: [app@digibete.org](mailto:app@digibete.org)

## Here are some of the features of the DigiBete App:

- Essential Films including 12 additional language preferences.
- Age Related content.
- Fun & Interactive quizzes and awards.
- News.
- My Clinic Area.
- Coping with Diabetes Tool **\*\*new feature\*\***.
- Dictionary.
- My T1D & My T2D Area.
- Carb Counting Tool **\*\*coming soon\*\***.
- & lots more...



## App & Clinic Portal Training:

During the training session we will show you around the [DigiBete app](#) and go into detail of what the patient can see and do.

From a Healthcare professional perspective, we will show you around the [Clinic Portal](#) and go through how to send news posts, personalise your own clinic page and send appointment reminders and messages to your individual patients, and much more.

You can login here to your [clinic portal](#). You can reset your password on the login page.

If you require an account, please contact us at [app@digibete.org](mailto:app@digibete.org)

For the training session we can tailor the session for Type 1 Diabetes app users, Type 2 Diabetes app users and can cover both types of Diabetes. We are also very happy to schedule the training session that works best for you and your team to cover all aspects of the clinic portal, including; communication, digital school care plan and any updated features.

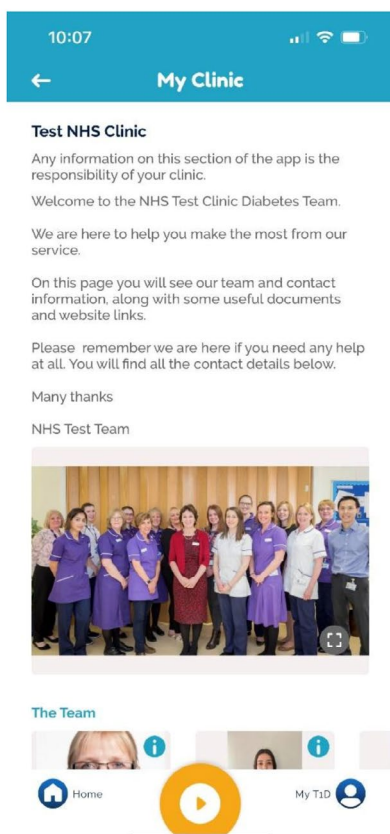
## Communication:

Here is a little information about how you can communicate with your app users with our communication features:

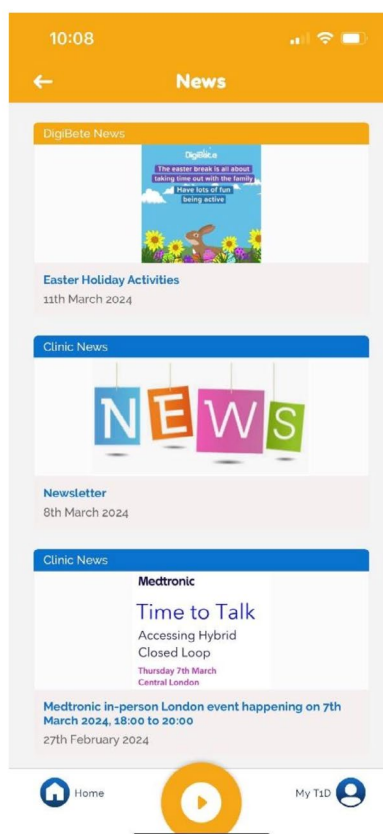
As a clinic you will be able to send relevant information to your patients with the **News area**. You'll be able to send newsletters, event details and share resources.

In the **My Clinic area** you can personalise your clinic page with up-to-date information about your clinic. You can add in a welcome message, team photo, staff information, relevant contact details and share helpful and informative documents with your patients.

### My Clinic Area:



### News Area:



## Appointment reminders & messages:

In the Clinic Portal you will be able to send out individual **appointment reminders** and **messages** to your patients. You can add PDFs and send a personalised message.

The screenshot displays the DigiBete Clinic Portal interface. At the top, the DigiBete logo and navigation menu are visible. The main header indicates the user is viewing the profile for Heather Berrill. Below this, there are several form fields for patient information, including Given Name, Family Name, Patient Given Name, Patient Family Name, and Email. There are also checkboxes for 'Opt in to emails' and dates for 'Registered On' and 'Consent Given On'. A warning message states that information sent via the App must not contain personal or sensitive data. Below the warning, there are two tabs: 'Appointment reminders' and 'Messages'. The 'Appointment reminders' tab is active, showing a table with one entry: 'October appointment reminder' with a duration of 60 minutes and a status of 'Draft'. A 'Create appointment reminder' button is highlighted. Below the table, the 'Appointment reminder' creation form is shown, including fields for Appointment Title, Location, Start Date/Time, and Duration. There are also sections for 'Do Send' and 'Don't Send' with checkmarks and crosses indicating appropriate and inappropriate content for appointment reminders.